

TELEDYNE ANALYTICAL INSTRUMENTS

Total Sulphides Analyzer

For CO₂ purity quality monitoring



6200A

The need to continuously detect for sulfides in carbon dioxide has become increasingly important within the food and beverage market. Gas suppliers must ensure that the CO₂ they provide for use in the preservation of food and drink related products meet today's exacting standards. The contamination of carbon dioxide can emanate from many sources and therefore it is essential that the CO₂ used for such purposes be monitored at the CO₂ generator facility, at the beverage producer facility, or at both sites.

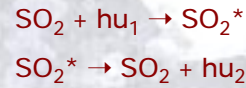
PRINCIPLE OF OPERATION

The Model 6200A Total Sulfides Analyzer utilizes proven UV fluorescent technology to continuously detect sulfides found in inert gas streams. An internal, quartz catalytic converter is employed to convert the sulfides, when mixed with scrubbed ambient air, into SO₂ via high temperature oxidation. An internal vacuum pump is employed to draw both the sample and the ambient air into the converter. The converted sample gas is fed to the fluorescence chamber where it is then exposed to ultra-violet radiation.

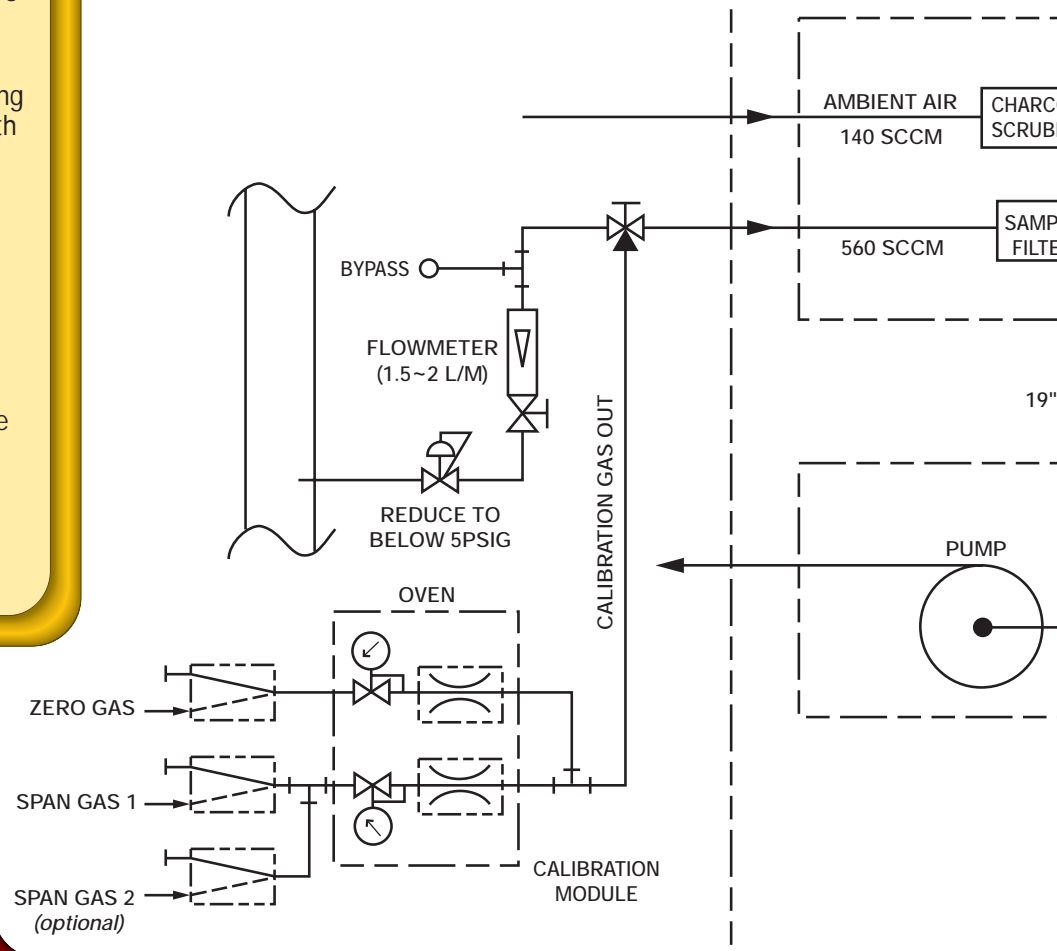
FEATURES

- High sensitivity with user selectable ranges from 0-50 ppb to 0-20 ppm
- Microprocessor controlled providing advanced user interface capabilities
- Built-in data acquisition capability using the analyzer's own RAM
- Extremely high-end self diagnostic capability providing continuous self checking with continuous warning alarms
- Bi-directional RS-232C for remote operation
- Critical orifices provide flow sensitivity
- High temperature TRS converter
- Digital status outputs provide instrument condition
- Easy to read display
- Proven UV fluorescence technique

The measurement process in the reaction cell is described by the following equation:



Where hu_1 is the incident UV energy at 214nm and hu_2 is the resultant fluorescence, which is directly proportional to the SO₂ concentration in the reaction cell.



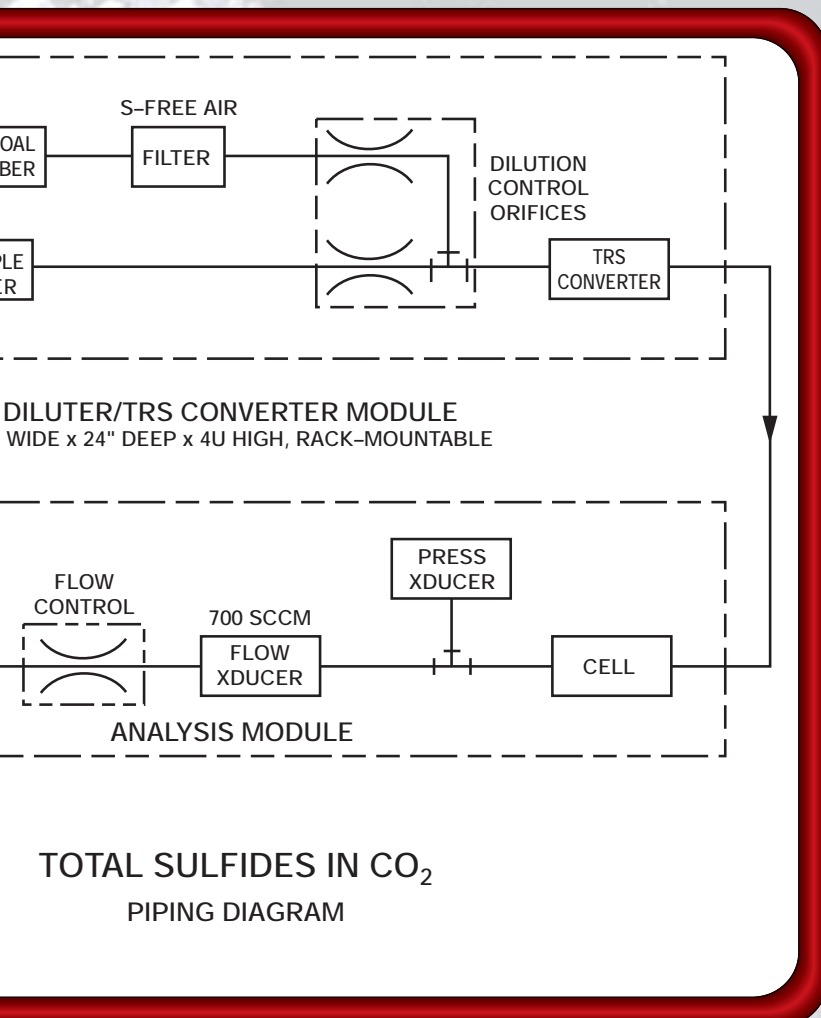
The fluorescence emission is in turn sensed by the photo-multiplier tube (PMT) and amplified to provide an analog output. The result is a continuous measurement of total sulfides (i.e. H₂S, CS₂, COS, mercaptans, etc.) as SO₂ from 0-50 ppb to 0-20 ppm.

ELECTRONICS PLATFORM

The 6200A combines the time-proven UV fluorescence principle with state of the art microprocessor technology to provide accurate and dependable measurement of trace levels of total sulfides. Long term stability is obtained by the use of an optical shutter to compensate for zero drift, coupled with lamp reference detector to correct for lamp drift.

The multi-tasking microprocessor allows easy field ranging from 50 ppb to 20 ppm as well as providing on-line indication of instrument status. The 6200A is continuously checking operating parameters and provides alarms on out of specification conditions, including electrical and optical parameters. The easy to read display, highly intuitive menu structure, and ease of operation combine to make the 6200A the instrument of choice for Total Sulfides applications.

The instrument includes a built-in data acquisition capability, utilizing the analyzers internal RAM. This allows logging of the measured variable concentration as well as other parameters such as calibration data, flow rates, lamp intensities or a variety of other configurable parameters. This provides the operator the ability to perform predictive diagnostics by tracking parameters over time. This stored data is available through an RS-232C port on either an automatic timed or manual manner.



The 6200A comes complete with three 19 inch relay rack modules—the Sample Converter Module, the Analysis Module, and a Calibration Module.

- The **Sample Converter Module** comes complete with an SO₂ scrubber, sample / ambient air filters, high temperature dilution control orifice box, and Total Reduced Sulfur (TRS) converter.
- The **Analysis Module** consists of the UV fluorescence analyzer, pressure and flow transducers, and vacuum pump.
- The **Calibration Module** consists of restrictor / orifice flow regulators and flow control system, all provided in a temperature controlled setting to ensure accurate performance. The two inlet ports allow use of two independent calibration gases which may be diluted to provide the required span gas concentration. Dilution ratios from 20:1 to 300:1 are manually set from the front panel.

6200A Specifications

SPECIFICATIONS

Ranges:	0 - 50 ppb to 0 - 20,000 ppb full-scale, user selectable Dual ranges and auto-ranging supported
Zero noise:	< 0.2 ppb
Span noise:	< 0.5% of reading (above 50 ppb)
LDL:	0.4 ppb
Zero drift**:	< 0.5 reading / 24hrs; 1 ppb / 7 days
Span drift**:	< 0.5% reading / 24 hrs; 1% of reading / 7 days
Lag time:	20 secs
Rise time (95%):	< 120 secs
Linearity:	1% of full scale
Sample flow rate:	700 cc/min \pm 10%
Converter temperature:	1000°C
Converter efficiency:	> 98% above 0°C dewpoint
Converter life:	3000 ppm hours
SOx scrubber efficiency:	> 98%
SOx scrubber life:	> 1000 ppm hours
Analyzer operating temperature:	5 to 40°C
Power:	100 Vac – 240 Vac, 50/60 Hz (user specified)

Outputs:

Analog: 10 V, 5 V, 1 V, 100 mV (selectable)
(4-20mA isolated output optional)

RS232 (I/O): Standard DB9

Digital status: 12 contact closure outputs

Size (H x W x D):

Model 6200A analyzer:
(7" x 17" x 23.5")
(177.8 x 432 x 596.9 mm)

Dilutor / Converter module:
(7" x 17" x 23.5")
(177.8 x 432 x 596.9 mm)

Calibration module:
(5.25" x 17" x 23.5")
(133.3 x 432 x 596.9 mm)

**At constant conditions

ADDITIONAL OPTIONS

- Fluorocarbon zero / span valves
- 19" rack mount brackets
- 19" rack mount with chassis sliders
- 2 to 5 year warranty

Contact Teledyne for details on our Carbon Dioxide Quality Control (CDQC) system which is a turn-key system capable of detecting:

- Total Sulphides (UV Fluorescence)
- Total Hydrocarbons (FID)
- Trace Moisture (Al₂O₃)
- Trace Oxygen (Electrochemical)
- CO₂ Purity (NDIR)

TELEDYNE ANALYTICAL INSTRUMENTS

A Teledyne Technologies Company

16830 Chestnut Street
City of Industry, California 91748, USA

TEL: 626-934-1500 FAX: 626-934-1651

TOLL FREE: 888-789-8168

Visit Our Web Site at:
www.teledyne-ai.com

Warranty

Instrument is warranted for 1 year against defects in material or workmanship

NOTE: Specifications and features will vary with application. The above are established and validated during design, but are not to be construed as test criteria for every product. All specifications and features are subject to change without notice.

